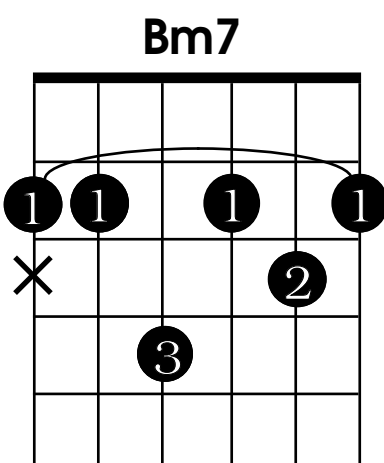
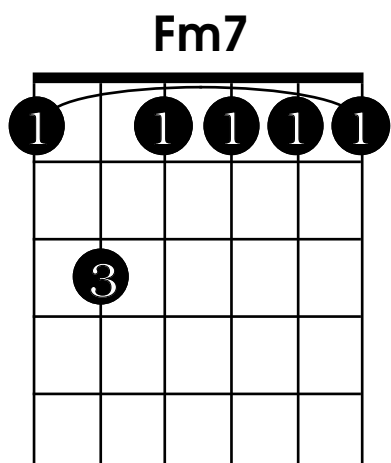
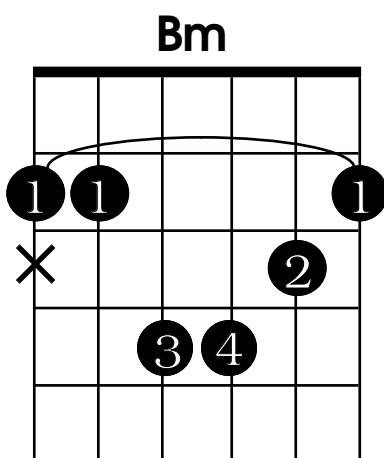
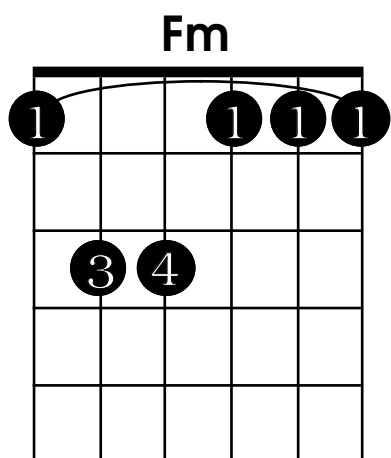
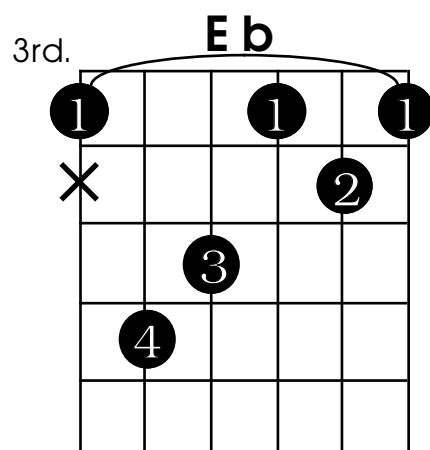
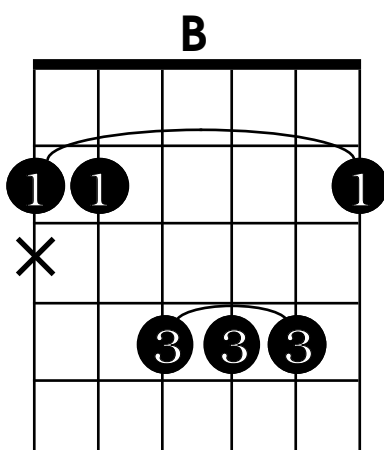
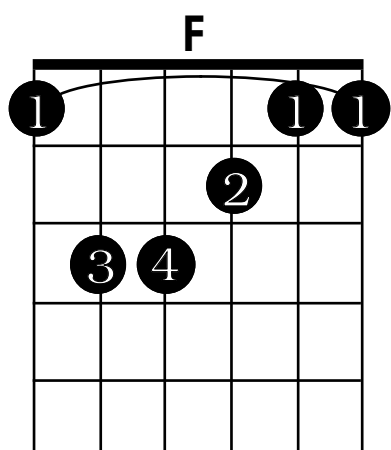


# Barred chords

Shape one chords  
(Tonic on 6th. string)

Shape two chords  
(Tonic on 5th. string)



All these barred chords are shown with the TONIC as the lowest or bass note. With this in mind (and a knowledge of the notes on our 5th. & 6th. strings) we can achieve all of the major, minor and minor 7th. chords simply by transferring these shapes up or down the neck. For example: the F shape shown if transfered to the 5th. fret would give us an A major chord and the Bm7 shape if transfered to the 4th. fret would give us a C#minor 7th. chord.